



CRITICAL THINKING SKILLS

Solve a Problem

Five children want to play soccer, but they cannot make two teams with the same number of players. List two ways they can solve this problem.



1

2

Following Rules

Read the paragraph, and then answer the questions.

Victor's class has rules for using the computer. One rule is to finish schoolwork before using the computer. Victor did not follow this rule. The next day, he could not use the computer.



1 What rule did Victor break?

2 What happened because he broke the rule?

3 Why would it have been better for Victor to follow the rule?

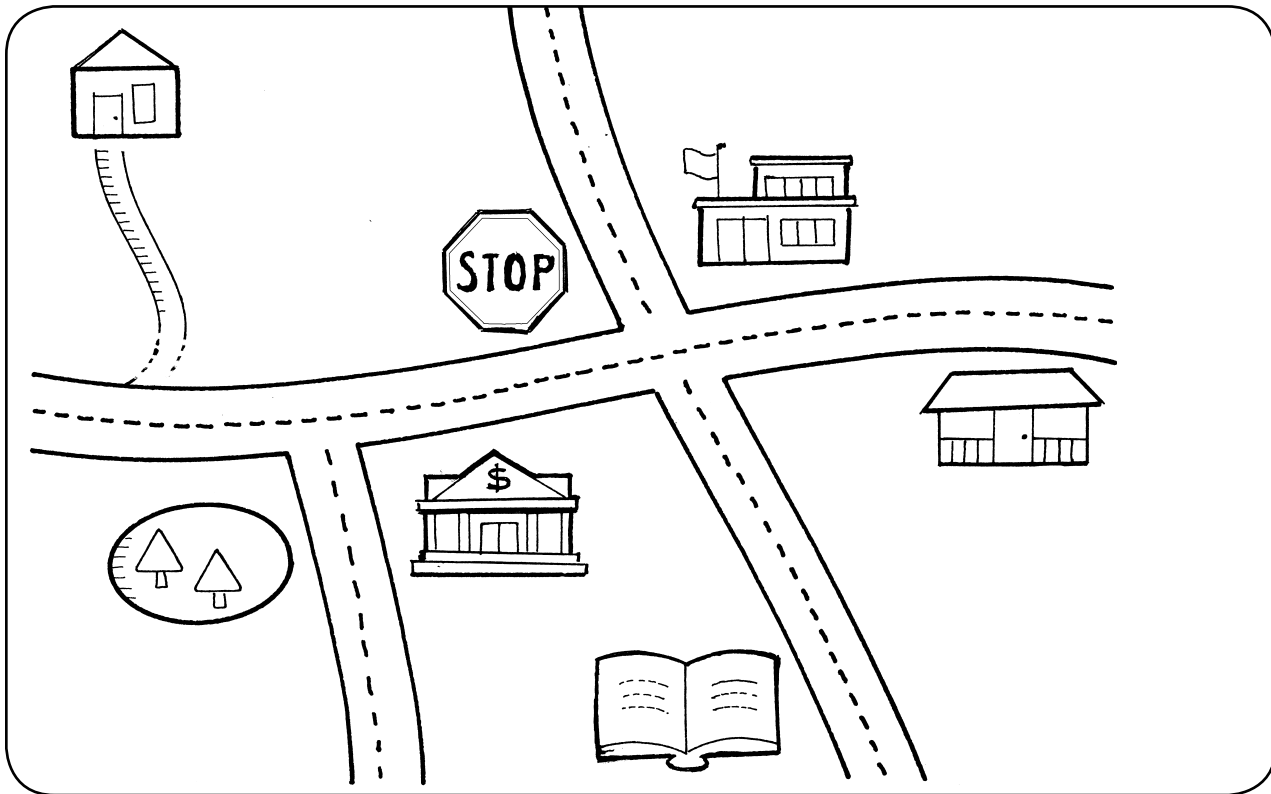
Name _____ Date _____



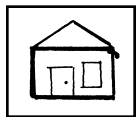
MAP AND GLOBE SKILLS

Mapping Symbols

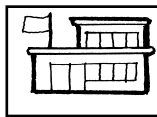
Color the pictures in the map key and on the map. Then draw a new symbol in the map key and on the map.



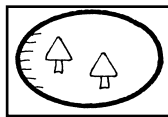
Map Key



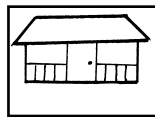
house




school



park



store



library



bank



street



stop sign







hospital

Who Is Obeying the Law?

Color each person who is obeying the law.

Draw an X on each person who is not.



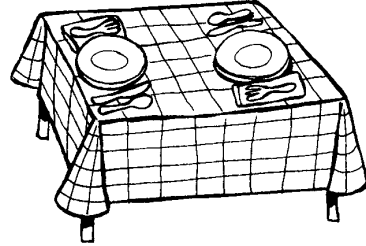
Name _____ Date _____



CITIZENSHIP SKILLS

Vote for Your Favorite

Choose four foods, and write them in the chart. Ask classmates or family members to vote for their favorite food. Tally the votes on the chart. Write to tell which food wins.



Favorite Food	Votes
1 _____ ----- _____	
2 _____ ----- _____	
3 _____ ----- _____	
4 _____ ----- _____	


5 _____ got the most votes.

Who Is the Leader?

Draw a line to match each clue with a leader. Then write the name of the leader on the line.

1 I tell a team how to play.

I am a _____.



teacher

2 I make sure swimmers follow rules at the pool.


I am a _____.



coach

3 I am in charge of a city.


I am a _____.



lifeguard

4 I teach a class.

I am a _____.



mayor

Government Workers



firefighter



park ranger



librarian



police officer

Write the name of a government worker to complete each sentence.

- _____
- _____
- 1 A _____ helps us find books to read.
- _____
- _____
- 2 A _____ helps when there is a fire.
- _____
- _____
- 3 A _____ makes sure people follow laws.
- _____
- _____
- 4 A _____ keeps parks safe.



CITIZENSHIP SKILLS

Working Together

Kate, Nolan, and Ethan want to make a poster about good sportsmanship. Write what they should do to work together.



Plan together.

Act together.

Think about how well the group worked together.

Name _____ Date _____



Study Guide

Read the paragraph. Use the words in the box to fill in the blanks.

vote citizen laws leader rules community

People _____ to choose the mayor.

The mayor is the _____ of our city. She helps

make _____ and _____ to keep

us safe. Everyone who lives in our _____

must respect the laws. That is part of being a

good _____.

Name _____ Date _____



READING SOCIAL STUDIES

Cause and Effect

Fill in the chart to show cause and effect.

Cause

Schools have rules.

Effect

Rules help people get along.

Cause

Effect

Cause

Effect

Rights and Responsibilities

Circle right or responsibility under each picture.

1



Go to school.

right responsibility


2



Behave and learn.

right responsibility

3



Keep your dog on a leash.

right responsibility


4



Own a pet.

right responsibility


5



Drive a car.

right responsibility

6



Obey traffic laws.

right responsibility

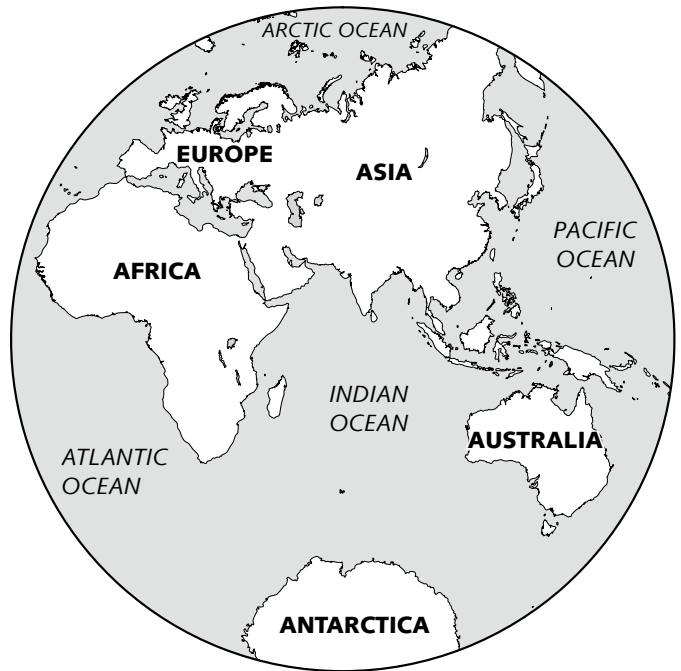
Name _____ Date _____



MAP AND GLOBE SKILLS

Color a Globe

Follow the directions below the globes.



- 1 Find Africa. Color it green.
- 2 Find the continent where you live. Color it yellow.
- 3 Find the Atlantic Ocean. Color it blue.
- 4 Find Australia. Color it red.

Where You Live

Follow the directions below the map.



- ① Color your state green.
- ② Place a red dot where your community is located in your state.
- ③ Color the rest of your country brown.

Name _____ Date _____

Land and Water Around Us

Is this town near mountains or hills? Is it on a plain? Is there a lake or a river nearby? Draw the land and water around the town.




© Harcourt



MAP AND GLOBE SKILLS

Following Directions



Color the answers to the questions.

- 1 What is south of the pond? Color it brown.
- 2 What is west of the sandbox? Color it red.
- 3 What is north of the picnic table? Color it green.

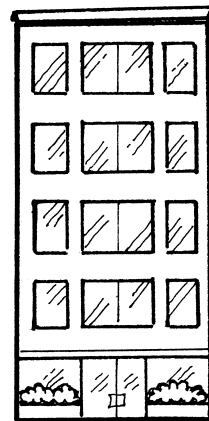


Circle the word that tells which way to go.

- 4 from the garden to the pond
north south east west
- 5 from the playground to the picnic table
north south east west

Name _____ Date _____

Different Kinds of Shelters

Look at the different kinds of shelters. Then draw to show what the communities are like where the shelters are.



© Harcourt

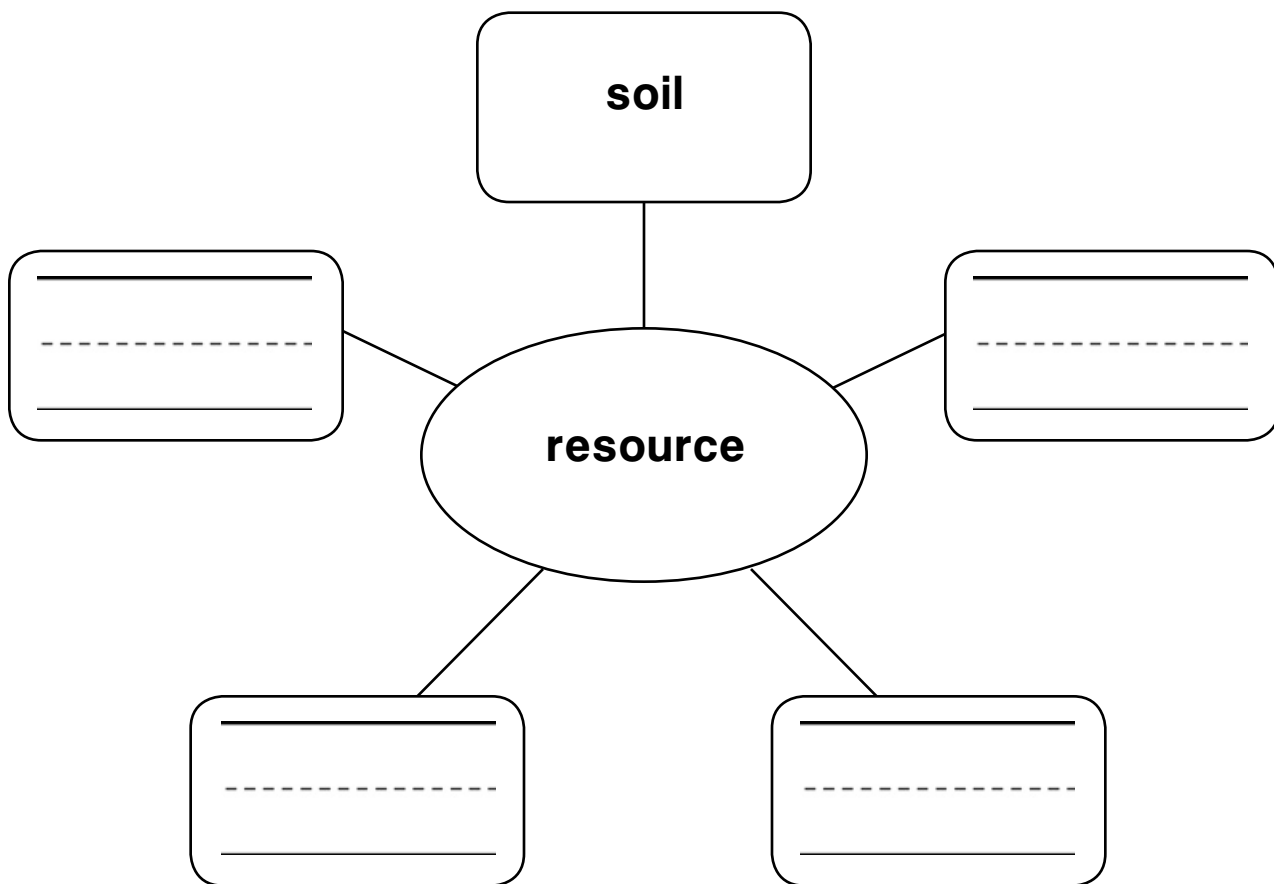
Name _____ Date _____



STUDY SKILLS

Build Vocabulary

Complete the web for the word **resource**. Add words to your web that name resources.

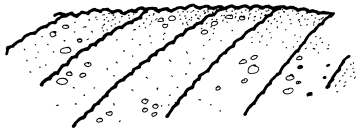




Name _____ Date _____


Earth's Resources

Write the names of three resources you see in the picture.

Draw something that comes from each resource.







Name _____ Date _____



Study Guide

Read the letter. Use the words in the box to fill in the blanks.

states	weather	globe	border	map
---------------	----------------	--------------	---------------	------------

Dear Sergei,

I love living in Oklahoma. The _____

is nice in every season. I love the snow and the sunshine.

In Oklahoma, we get both! If you want to see where

I live, you can find the location of Oklahoma by using

a _____ or a _____. It shares

_____ with Texas, Arkansas, and Kansas.

They are all _____ in the United States.

What is it like where you live?

Your pen pal,

Sarah

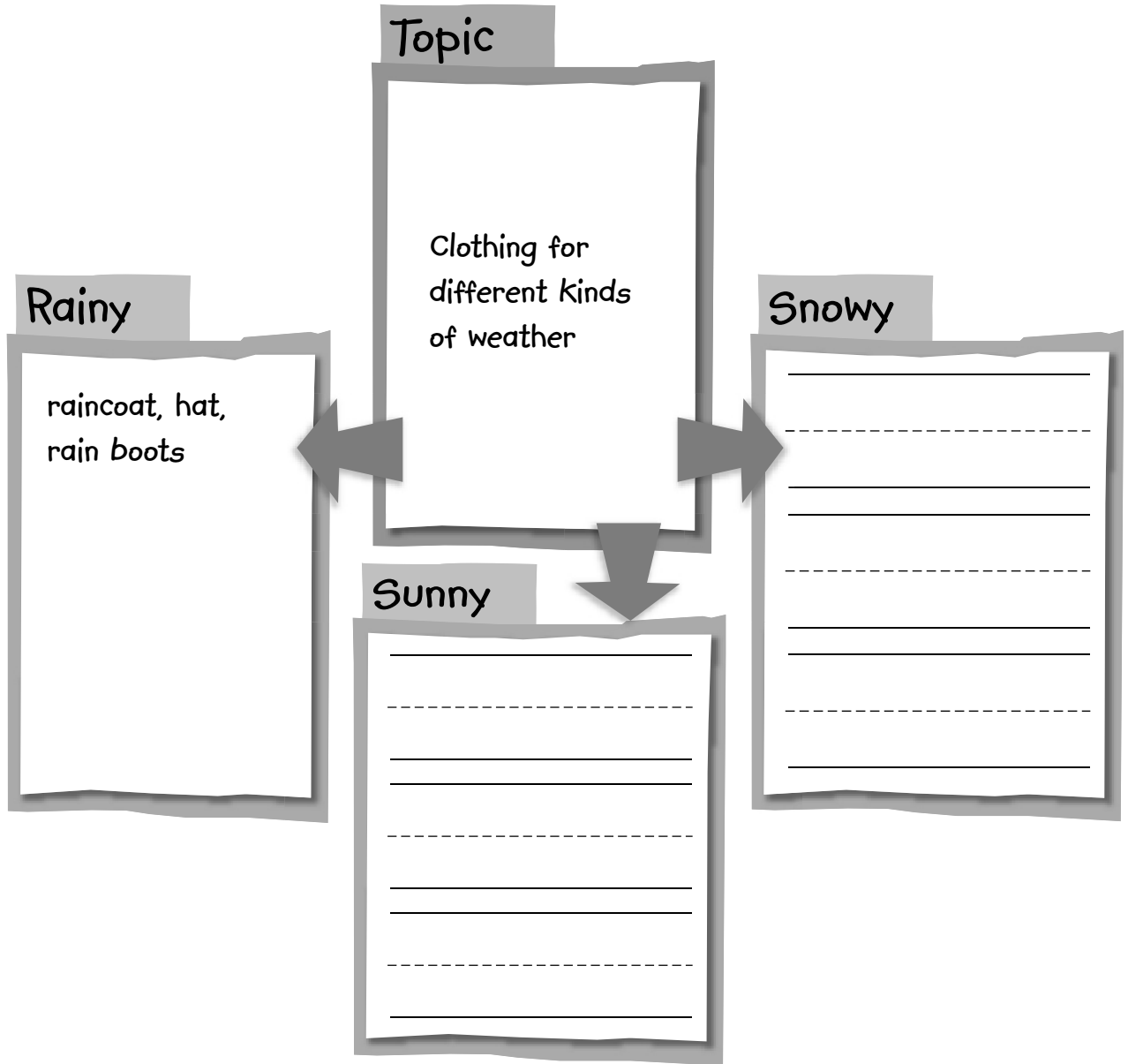
Name _____ Date _____



READING SOCIAL STUDIES

Categorize and Classify

Fill in the chart to categorize and classify what you have learned.







Name _____ Date _____

Dressing for the Weather

Write the name of the season each picture shows.

Which season is missing? Write the name of that season, and finish the picture. Be sure to draw clothing to match the weather.





Name _____ Date _____


Our Country's History

Write the word from the box that each sentence tells about.

Mayflower **Constitution** **settler** **England** **freedom**

- 1 The first 13 colonies were ruled by this country.

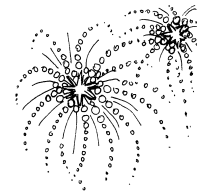
- 2 The first settlers sailed to North America on this ship.



- 3 This is someone who makes a home in a new place.



- 4 Americans celebrate this on Independence Day.



- 5 This is a set of rules for our country.

Name _____ Date _____

The Pledge

Use the words in the box to fill in the blanks.

liberty

Flag

pledge

Nation

States

I _____ allegiance to the _____

of the United _____ of America, and to the

Republic for which it stands, one _____ under

God, indivisible, with _____ and justice
for all.


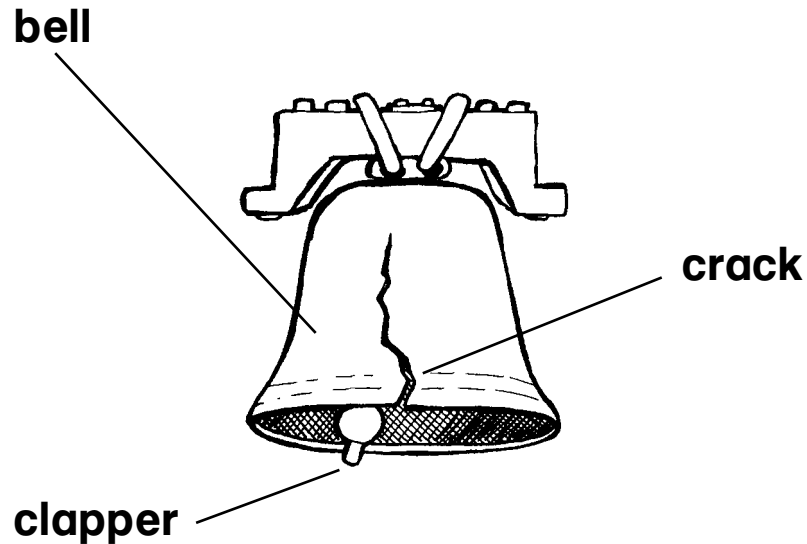




CHART AND GRAPH SKILLS

The Liberty Bell

Read the diagram to answer the questions.



- 1 This is a diagram of the _____

 _____.
- 2 The part that hits the bell to make it ring is _____

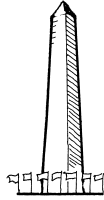
 called a _____.
- 3 What else do you learn about the Liberty Bell from this _____

 diagram? _____

National Symbols




**Liberty
Bell**



**Washington
Monument**



**Statue of
Liberty**



**American
flag**

Write the name of a symbol to complete each sentence.

1 The _____
holds a torch.



2 The _____
honors our first President.

3 Each star on the _____
stands for a state.

4 The _____
stands for liberty and freedom.

Date _____



May						
Sunday	Monday	Tuesday	Wednesday	Thursday	Friday	Saturday
				1 May Day	2	3
4	5 Cinco de Mayo	6	7	8	9	10
11 Mother's Day	12	13	14	15	16	17
18	19	20	21	22	23 	24
25	26  Memorial Day	27	28	29	30	31

-

Name _____ Date _____



Study Guide

Read the paragraph. Use the words in the box to fill in the blanks.

hero

Pledge

landmarks

flag

freedom

Our _____ has stars and stripes. It

reminds us of the _____ we have in our country. We show respect for the flag when we say

the _____ of Allegiance. Sometimes we fly the flag when we want to honor a

_____ for doing something brave or important. Some heroes are honored with

_____ that we can visit.

Name _____ Date _____



READING SOCIAL STUDIES

Main Idea and Details

Fill in the chart to show main idea and details.

Main Idea




The Pledge of Allegiance reminds us about being good citizens.

Details

We face the flag
when we say the
pledge.

National Holidays

Write the name of the holiday each picture shows. Finish the big picture to show how the family honors our country's flag on Flag Day.






STUDY SKILLS

Use Visuals

Look at the picture. Use it to answer the questions.



1 What did people use in the past to communicate?

2 How did people listen to music?

3 How has life changed?

Name _____ Date _____

Which Came First?

Match each set to tell which person or thing came first, next, and last.

<ul style="list-style-type: none">1 grandson2 grandmother3 mom	<ul style="list-style-type: none">firstnextlast
<ul style="list-style-type: none">4 e-mail5 letters6 phone	<ul style="list-style-type: none">firstnextlast
<ul style="list-style-type: none">7 DVDs8 drawings9 photographs	<ul style="list-style-type: none">firstnextlast

Name _____ Date _____




CHART AND GRAPH SKILLS

Which Room?

Mrs. Garza and Mr. Todd have new school supplies.
Mrs. Garza teaches music. Mr. Todd teaches art.

Look at the picture. Which things go in each room?
Draw pictures to complete the table.

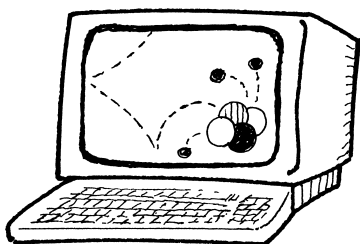



New School Supplies	
Mrs. Garza's Room	Mr. Todd's Room


Name _____ Date _____

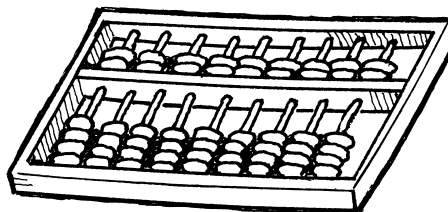
School Tools Then and Now


Write then or now to tell about each object.














Name _____ Date _____



CHART AND GRAPH SKILLS

Tina's Time Line

Finish the sentences to tell about Tina's time line.



Presidents' Day—
No school today!



Library day



My birthday



Dentist today



Spelling test

Monday	Tuesday	Wednesday	Thursday	Friday
--------	---------	-----------	----------	--------

1 Tina's time line shows _____ days.

2 Tina did not go to school on _____

because it was _____.

3 She went to the library on _____.

4 Tina's birthday was on _____.

5 She saw the dentist on _____.

6 The last thing on Tina's time line happened on _____

_____.

Changes

Look at the picture of a town of long ago. Then, draw the town the way it might look today.



Name _____ Date _____





CRITICAL THINKING SKILLS

Fact or Fiction?

Study the book covers. Color fiction books red.

Color nonfiction books yellow.



Name _____ Date _____



Study Guide

Read the paragraph. Use the words in the box to fill in the blanks.

technology past change communication present

Places, schools, and transportation

_____ over time. In the

_____, children dipped pens into

ink to write. In the _____, we use

ballpoint pens. _____ has

helped people go places faster and more safely. It has

also changed _____, or the

way people share ideas and feelings.

Name _____ Date _____



READING SOCIAL STUDIES Sequence



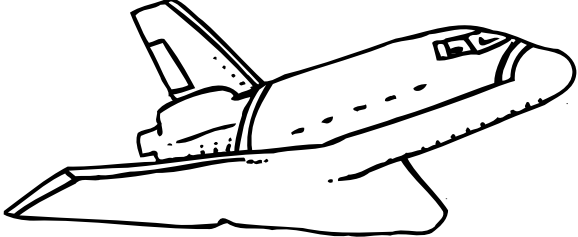

Fill in the chart to sequence what you have learned.

[illegible]

Name _____ Date _____

Transportation Then and Now

Draw a picture of transportation from long ago or today to complete the chart.

Long Ago	Today
	
	
	
	

© Harcourt

Name _____ Date _____

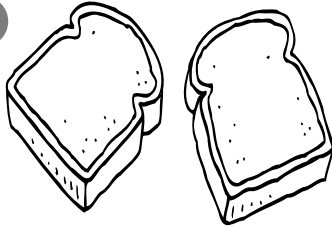


CHART AND GRAPH SKILLS


Make a Sandwich

Label the flowchart to show how to make a peanut butter and jelly sandwich.

1




2



3




4



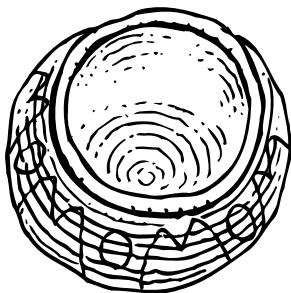
How Did They Help?

Native Americans helped the early settlers. Label each picture. Tell what they helped the settlers learn how to do.









Name _____ Date _____

All About People

Finish the chart. In the last box, write one more fact you learned. In the first box, write the big idea of this lesson.

Big Idea	
Fact Some foods we eat were brought to this country by immigrants.	Fact Some games we play were brought to this country by immigrants.
Fact	

© Harcourt

Name _____ Date _____


Folktales

Write the name of your favorite folktale. Tell about a part of the story you like. Then draw a picture from the story. Tell a friend what happens in the folktale.

My favorite folktale is _____

I like the part of the story when _____

Here's a picture from the story:

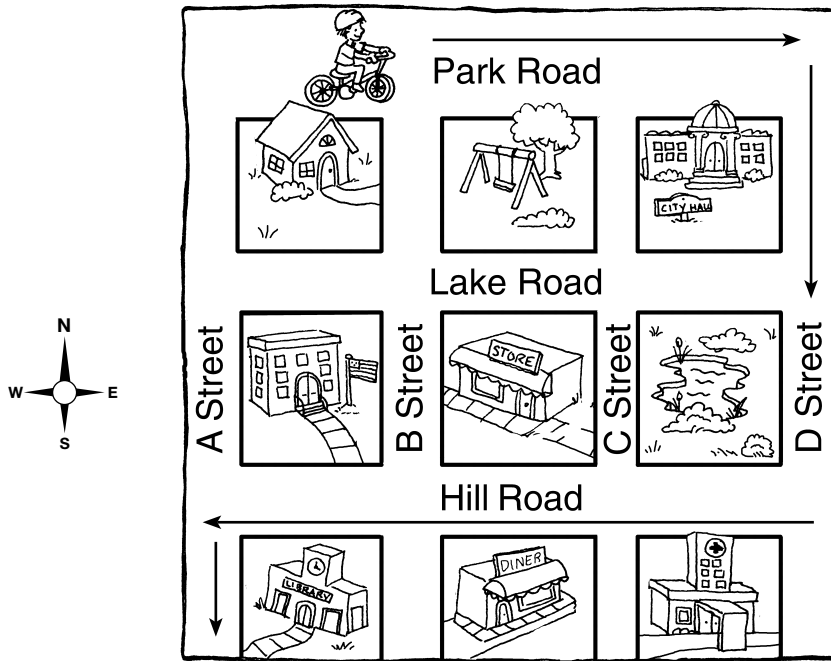




MAP AND GLOBE SKILLS

Mike's Route

Follow Mike's route to the library. Write north, south, east, or west to tell how to get there.



1 Go _____ on Park Road.

2 Go _____ on D Street.


3 Go _____ on Hill Road.

4 Go _____ on A Street.

Let's Eat!

Read the sentences. Write a check mark (☑) next to the customs you share. Then write about your family's customs for meals.

In Japan, people eat their meals at a low table. They sit on pillows and eat with chopsticks. They enjoy talking with family and friends.



- | | |
|---|---|
| <input type="checkbox"/> sit at a table | <input type="checkbox"/> eat with chopsticks |
| <input type="checkbox"/> sit on pillows | <input type="checkbox"/> talk with family and friends |

In my family, we _____



Study Guide

Read the paragraph. Use the words in the box to fill in the blanks.

culture immigrants customs history folktales

We can learn about a group's way of life by

studying its _____. Different groups have

different _____, or ways of doing

something. _____ is the story of what has

happened in the past. Many people share their history by

telling _____, or stories passed from person

to person. When _____ come to our country

to start a new life, they have stories to tell, too.

Date _____



Compare and Contrast

Fill in the chart to compare and contrast things you have learned.

Native Americans	Both	Immigrants
<hr/> <hr/> <hr/> <hr/> <hr/> <hr/> <hr/> <hr/> <hr/> <hr/> <hr/> <hr/>	<hr/> <hr/> <hr/> <hr/> <hr/> <hr/> <hr/> <hr/> <hr/> <hr/> <hr/> <hr/>	Came to America looking for a new home

Name _____ Date _____

What Roles Do You Have?

Draw a picture of yourself in the big circle. Write the names of some groups you belong to in the small circles. Tell a friend what your role is in each group.

The worksheet consists of a large central circle labeled "Me" and four smaller circles arranged around it. Each small circle contains horizontal lines for writing: a solid top line, a dashed middle line, and a solid bottom line. The large circle is empty for drawing.

Name _____ Date _____



CHART AND GRAPH SKILLS

Favorite Sports

Ask five friends to choose the sport they like best.

Draw a sneaker next to a sport each time a friend chooses it. Then answer the questions.

We Like Sports	
	
	
	
	
	

Key:  = one person

The sport chosen the most is _____.

The sport chosen the least is _____.

Pet Shopping List

Read the list. Circle in blue the words that name services. Circle in red the words that name goods. Then answer the questions.



What are two other goods that might be needed for a pet?

What is one other service that might be needed for a pet?

Name _____ Date _____



STUDY SKILLS


Preview and Question

Finish the K-W-L chart to show what you learned about volunteering.

K-W-L Chart		
What I Know	What I Want to Know	What I Learned
Volunteers work without pay.	Where do volunteers work?	
Volunteers work to help people.		

Work Chat

Finish the cartoon. Write an answer each person might give.



1



2



3

Name _____ Date _____



CRITICAL THINKING SKILLS

Birthday Budget


Lisa wants to buy a birthday present for her mom.
Color the things you think she should buy. Then,
tell why you made your choices.

I have \$20.

I want to buy a gift, a card,
and wrapping paper.



\$18




\$10



\$25



\$15



\$2



\$2



\$5



\$3

Buy, Sell, and Save

Choose a sentence from the box to tell about each picture.


Sellers save some of their money.
Sellers sell goods to earn money.
Sellers buy things they need.

1



2

3



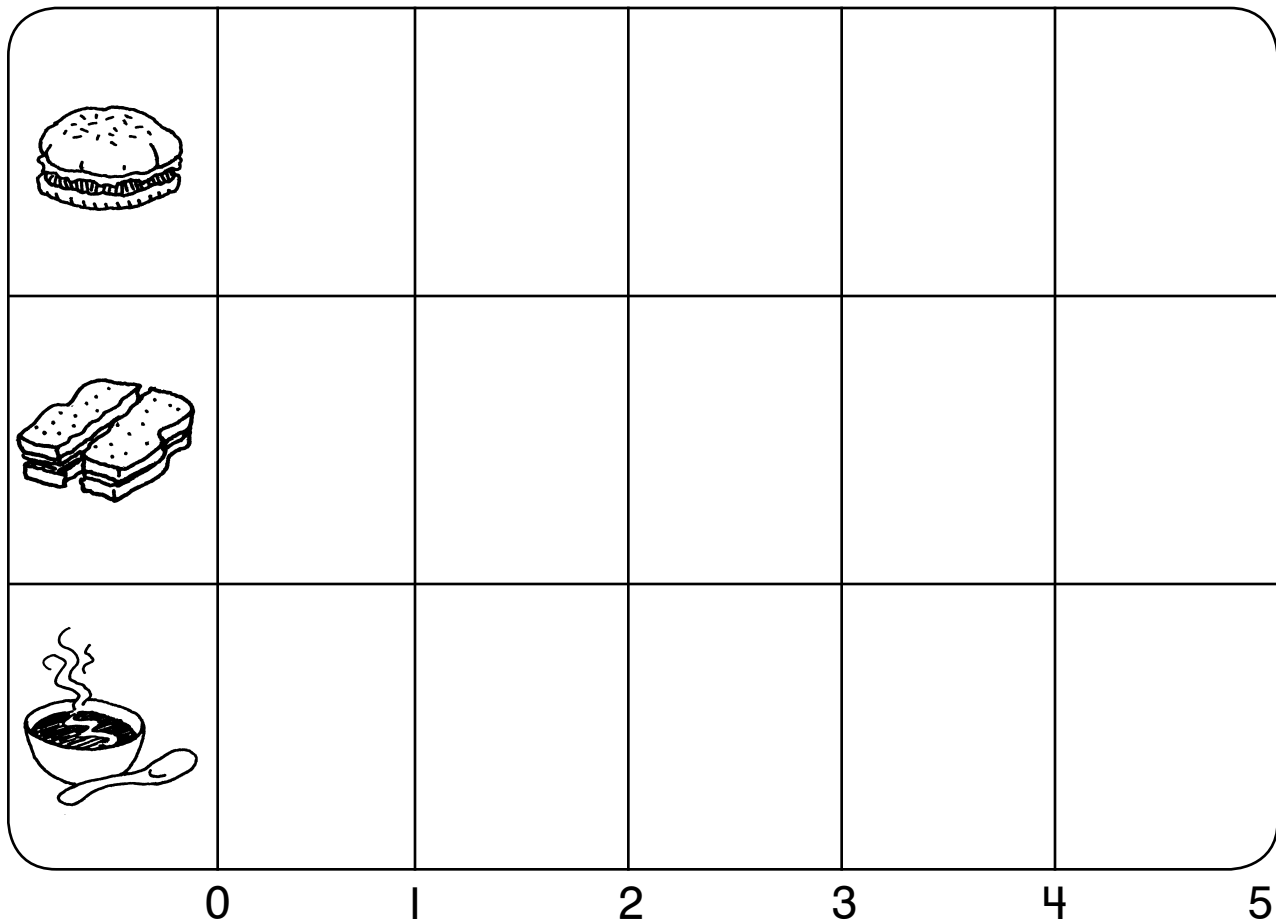
Name _____ Date _____



CHART AND GRAPH SKILLS

Favorite Foods

Ask five friends to choose their favorite food from the pictures on the graph. Color in one space by a food each time someone chooses it. Then use the graph to finish the sentences.



The food chosen the most is _____.

The food chosen the least is _____.

Name _____ Date _____



Study Guide

Read the paragraph. Use the words in the box to fill in the blanks.

services	money	market	factory	goods	job
-----------------	--------------	---------------	----------------	--------------	------------

People make or grow _____ to sell.

They can sell their goods at a _____.

People use _____ to pay for goods

and _____. People work at a

_____ to earn money. Some people

have jobs at a _____, where they

work together with machines to make goods.

Name _____ Date _____



READING SOCIAL STUDIES

Recall and Retell

Fill in the chart to recall and retell what you have learned.


Recall Detail

People make and sell
goods and sell services.



Retell

Recall Detail



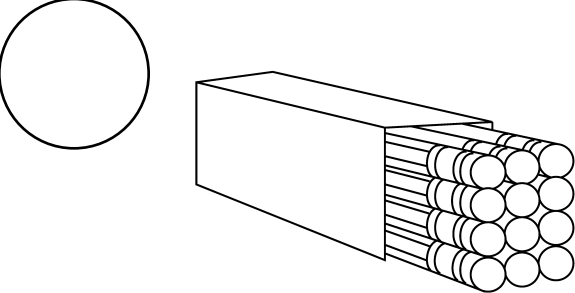
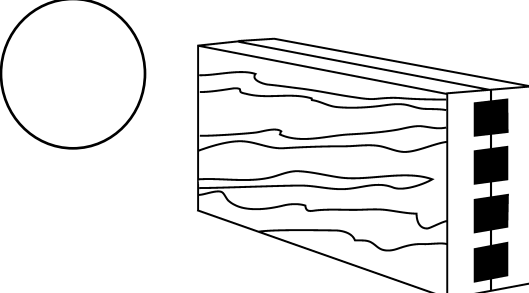
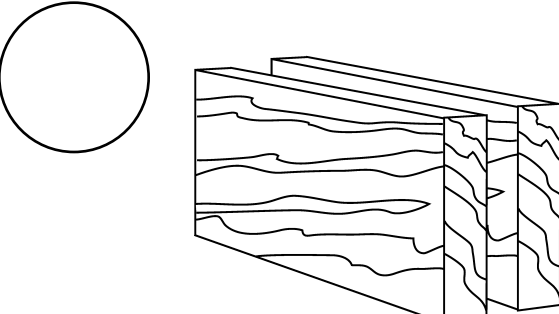
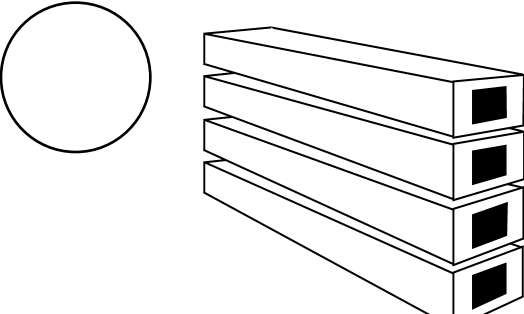
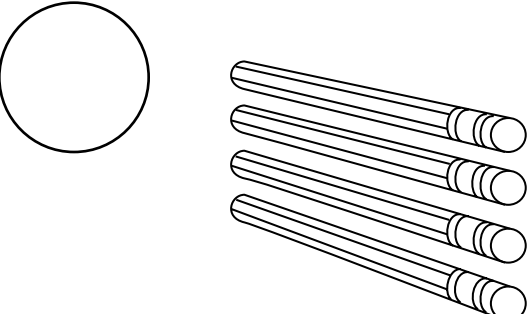
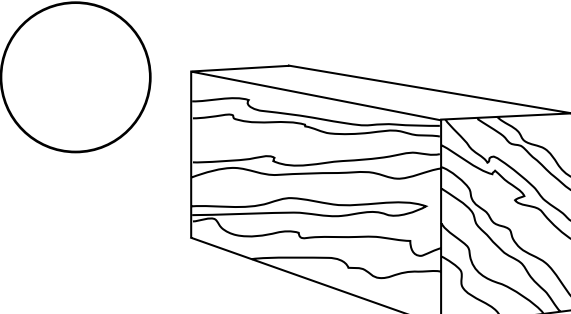
Recall Detail



Name _____ Date _____

Pencil Factory

Number the pictures to show the order of steps in making pencils. Then complete the sentence.

To make pencils, people in a factory _____
