
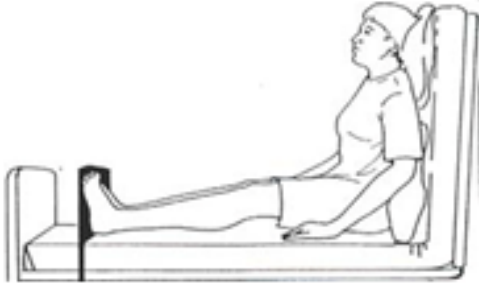
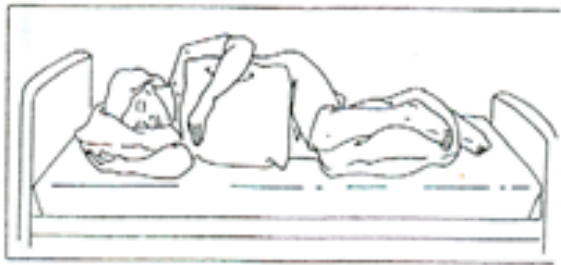


## Unit 4 Lesson 2 Apply: Positioning and Ambulating The Adult Patient

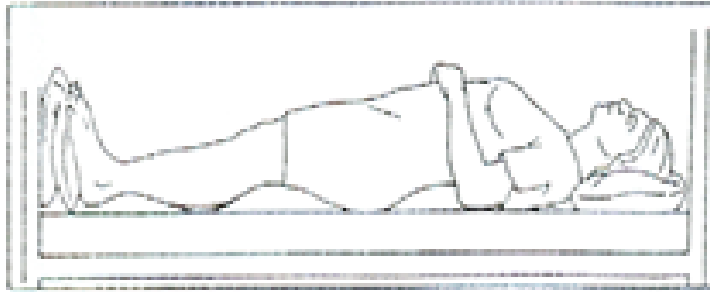
Please include both the questions and answers, number you work, and underline or highlight your answers. You may upload as a Microsoft Word or PDF document or paste your answers below.

The following exercises are to be answered by completing the incomplete statement or by writing the answer in the space provided at the end of the question.


1. Name the positions illustrated below:

A. _____	
B. _____	
C. _____	

D. \_\_\_\_\_



E. \_\_\_\_\_



2. When placing an adult patient in the supine position, place a pillow under the head and shoulders to prevent strain on neck muscles and \_\_\_\_\_ and \_\_\_\_\_ of the neck.

3. Elevate the head of the bed \_\_\_\_\_ to \_\_\_\_\_ degrees for a patient in the Fowler's position and \_\_\_\_\_ to \_\_\_\_\_ degrees for Semi-Fowler's.

4. For a patient in the Fowler's or semi-Fowler's position, raise the knee gatch approximately \_\_\_\_ degrees, unless contraindicated.

5. You are having difficulty keeping the call light within a patient's reach; what should you do?

6. Name two things you can do to avoid interrupting a patient once he falls asleep.