

CHAPTER  
**5**

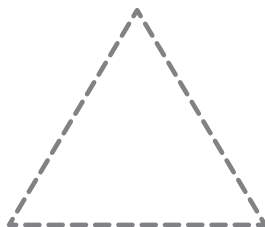
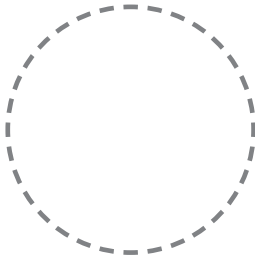
# Shapes and Patterns

## Practice 1 Exploring Plane Shapes

Trace the dots.

Then match each shape to its name.

1.



triangle


square

rectangle

circle

A part of each shape is missing.  
Think about what shape it was.  
Then match the shape to its name.


2.




rectangle



triangle



square





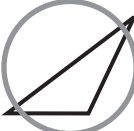





















circle

Name: \_\_\_\_\_


Date: \_\_\_\_\_

**Circle the shapes that are the same shape as the shaded shape.**

3.		    
4.		    
5.		    
6.		    

**Color the shapes.**

7. squares



8. triangles

