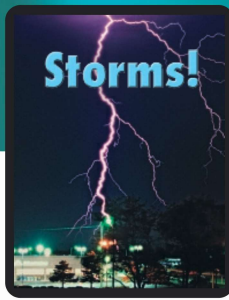



Lesson 2



Q LANGUAGE DETECTIVE

Talk About Words
Work with a partner.
Take turns asking and
answering questions
about the photos. Use
the blue words in your
questions and answers.

Words to Know




- ▶ Read each **Context Card**.
- ▶ Choose two blue words.
Use them in sentences.

1

he

He walked across the
street with his friends.



2

look

Children look at water
from the fire hose.



3

have

We **have** fun seeing the fast fire truck.



4

for

The doctor had a kind smile **for** Ann.



5

too

They took hats and the sunblock, **too**.




6

what

What do people do to help you feel safe?





Read and Comprehend



✓ TARGET SKILL

Understanding Characters The people and animals in a story are the **characters**. Think about who the characters are and what they do. Use story clues, called **text evidence**, to figure out how characters feel and why they act as they do. You can write text evidence in a chart like this.

Characters	Actions

✓ TARGET STRATEGY

Infer/Predict Use text evidence to figure out more about the story and to think of what might happen next.

PREVIEW THE TOPIC

Weather

How can you tell a storm is coming?

Look at the sky.

Clouds move closer.

What might you hear?

Thunder crashes.

The storm is on its way!

There is some bad weather in the story you will read called **The Storm**.



Talk About It

What do you know about storms? What would you like to know? Share your ideas with the class. What did you learn from others?

- ▶ Take turns speaking.
- ▶ Listen carefully.
- ▶ Ask questions.
- ▶ Answer questions.