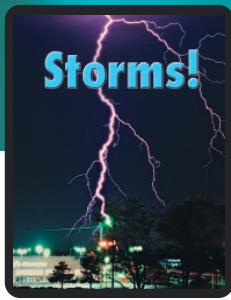



# Lesson 2



## Q LANGUAGE DETECTIVE

**Talk About Words**  
Work with a partner.  
Take turns asking and  
answering questions  
about the photos. Use  
the blue words in your  
questions and answers.

# Words to Know



- ▶ Read each **Context Card**.
- ▶ Choose two blue words.  
Use them in sentences.

1

he

He walked across the  
street with his friends.



2

look

Children look at water  
from the fire hose.



3

have

We **have** fun seeing the fast fire truck.



4

for

The doctor had a kind smile **for** Ann.



5

too

They took hats and the sunblock, **too**.




6

what

**What** do people do to help you feel safe?





# Read and Comprehend



---

## ✓ TARGET SKILL

---

**Understanding Characters** The people and animals in a story are the **characters**. Think about who the characters are and what they do. Use story clues, called **text evidence**, to figure out how characters feel and why they act as they do. You can write text evidence in a chart like this.

Characters	Actions

---

## ✓ TARGET STRATEGY

---

**Infer/Predict** Use text evidence to figure out more about the story and to think of what might happen next.

## PREVIEW THE TOPIC

### Weather

How can you tell a storm is coming?

Look at the sky.

Clouds move closer.

What might you hear?

Thunder crashes.

The storm is on its way!

There is some bad weather in the story you will read called **The Storm**.


### Talk About It

What do you know about storms? What would you like to know? Share your ideas with the class. What did you learn from others?

- ▶ Take turns speaking.
- ▶ Listen carefully.
- ▶ Ask questions.
- ▶ Answer questions.

## Lesson 2

# ANCHOR TEXT



### ✓ GENRE

**Realistic fiction** is a made-up story that could happen in real life. Look for:

- ▶ things that could really happen
- ▶ people who act like people in real life

## Meet the Author and Illustrator

### Raúl Colón

As a little boy in Puerto Rico, Raúl Colón was often very sick. He spent a lot of time inside, drawing. He even made his own comic books. Today, Mr. Colón lives in New York and works as an artist and a writer.



An illustration of a man with a mustache and a hat, holding a large umbrella. He is standing in the rain, with a house and a car visible in the background. The scene is rendered in a textured, painterly style with a color palette dominated by greens, blues, and yellows.

# The Storm

written and illustrated  
by Raúl Colón

## ESSENTIAL QUESTION

What happens during  
a storm?



Pop has come in.  
**Look!** **He** is wet.



Tim and Rip ran to him.






Tim, Rip, and Pop **have** fun.




Tim had to go to bed.



**What** did Tim and Rip see?




Tim hid in his bed!  
Rip hid, **too!**



Look what Pop had for Tim.  
Tim had a sip.




Pop had a hug for Tim.  
He had a hug for Rip, too.



Pop sat with Tim and Rip.







# Dig Deeper



Use Clues to Analyze the Text

Use these pages to learn more about Understanding Characters and Realistic Fiction. Then read **The Storm** again.



## Understanding Characters

In **The Storm**, you read about different **characters**. What important things do the characters do? What does this text evidence tell you about what they are like? Use a chart to list the characters and their actions to help you understand them better.

Characters	Actions

## Genre: Realistic Fiction

**The Storm** is a story with a beginning, middle, and end. It is a made-up story, but it could happen in real life.

In **realistic fiction**, characters act like real people. The events could really happen. Think about what happens in **The Storm**. Could it happen to you?

