

Name

PA'NIYA

Lesson 8
BLACKLINE MASTER 8.4

Music
Words to Know

Words to Know

Listen to the words. Draw lines to match words with opposite meanings.

Word Bank

her
now

our
she


today
would

1. her ~~would not~~
2. now ~~yesterday~~
3. our ~~he~~
4. she ~~him~~
5. today ~~their~~
6. would ~~then~~

Name _____

A Musical Day
High-Frequency Words

Words to Know

 Read the sentence. Then read both words. Circle the word that best completes the sentence.

Words to Know


~~her~~

~~our~~

~~today~~

would

1.



_____ you like to help me?

Our

Would

2.




My mother let me help _____
clean up.

now

her

3.




_____ my class will go on a trip.

Our

Today

4.



_____ cat is sick.

She


Our

Name _____

Short o and Clusters with /

A Musical Day

Phonics: Review Short o
Clusters with /

 Circle and write the short o word that names each picture.


1.



box cob mop

mop

2.



box log rod


box

3.




fox frog lock

frog

 Say the name of each picture. Circle the word that names the picture.


4.



clock clog

clock

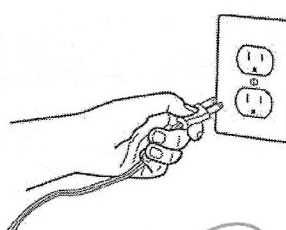
5.



plug play

play

6.




plan plug

plug


Name _____

RA'mita

Short o and Clusters with /

 Circle and write the short o word that names each picture.


1.



hop top log

hop

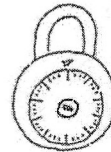
2.



box fox stop

fox

3.




block lock rock

lock



Draw lines to the letters that make the beginning sound.


4.



5.



6.



gl

cl

fl

Word Bank


glass
flag
clap


Name _____

Short o and Clusters with /

A Musical Day


Phonics: Review Short o
Clusters with /

 Write the short o word that names each picture.



flock fog flag

flock




pat pond pop

pond



dot dog doll


doll

 Say the name of each picture. Look at the beginning sounds in the box. Write the beginning sound for each picture.


sl_

bl_


cl_



c l



b l




s l

Name _____

A Musical Day
High-Frequency Words

Words to Know

 Look at the picture. Then use four words from the box to write sentences that tell about the picture.

Words to Know

her


~~now~~

~~our~~

~~she~~

~~today~~

would




today is going to be a GREAT DAY

BELLA is OUR CAPTAIN

SHE WILL SING FIRST NOW

Short o and Clusters with /

A Musical DayPhonics: Review Short o
Clusters with /


 Write a short o word from the box to complete each sentence.

1. Don went down to the pond.

2. Don looked up and saw a frog.

3. It landed in the pond with a plop.


Word Bank~~frog~~~~plop~~~~pond~~

 Write a word from the box to complete each sentence.

4. Tom was glad to see Ann and Bobby.

5. The park is a block away from Tom's house.

6. Tom and Ann go on the new slide.

Word Bank~~block~~~~glad~~~~slide~~

Name _____

Short o and Clusters with /

A Musical Day
Phonics: Review Short o
Clusters with /

Write a word from the box to complete each sentence.

Word Bank

~~sock~~

~~stop~~

pond


cob

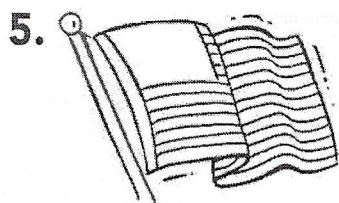
1. Mom had to stop at the store.

2. I lost my blue sock in the wash.

3. Jona likes to eat corn on the cob.

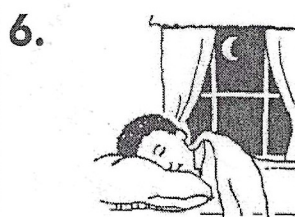
4. We love to take our fishing poles to the pond.

 Look at the beginning sound. Write a word with the same beginning sound.



flag

flash



sleep

slow



clown


clap

Name _____

Short o and Clusters with /

A Musical Day

Phonics: Review Short o
Clusters with /

 Use three words from the box to write about the picture.

Word Bank


mom

jog

dog


dock

on



1.

mom is on dog with the
dog.

 Write *bl*, *cl*, *gl*, or *sl* to complete each sentence.

2. The worker cleared the _____

c log in the pipe.

3. We learned how to _____

b low big bubbles.

4. I placed my letters in _____

the s lot.

5.

I need to wear g loves
when I play in the snow.

A Musical Day
High-Frequency Words

Words to Know

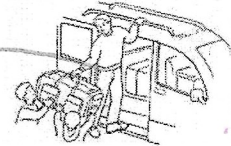


Listen to the sentences and read along.
Draw a line from the sentence to the picture
that best matches it.

Words to Know

her now she today would


1. She is a very
good dancer.



2. We are leaving for
our trip **now**.



3. **Today** is my birthday.



4. Jen helps **her** brother.



5. I **would** like a glass
of milk.




Name _____

Short o and Clusters with /

A Musical Day

Phonics: Review Short o
Clusters with /

 Use three words from the box to write about the picture.

Word Bank


mom

jog

dog


dock

on



1.

mom is on dog with the
dog.

 Write *bl*, *cl*, *gl*, or *sl* to complete each sentence.

2. The worker cleared the _____

cl og in the pipe.

3. We learned how to _____

bl ow big bubbles.

4. I placed my letters in _____

the sl ot.

5.


I need to wear gl oves
when I play in the snow.

Name _____


Short o and Clusters with /

A Musical Day

Phonics: Review Short o
Clusters with /


 Say the name of each picture. Circle the words that have the short o sound.

1.



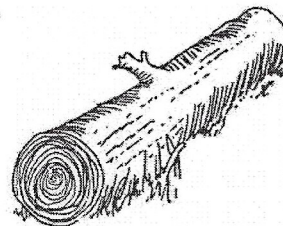
fix fox

2.




hop map



3.



leg log

 Read each word. Circle and color the picture it names.

4. clock



5. clap

