

Ramya

Name

Reading Together
Words to Know

Words to Know

Listen to the words. Draw lines to match the words that rhyme.

Word Bank

after

pictures

was

draw

read

write

1. after

mixtures

2. draw

bead

3. pictures

rafter

4. write

does

5. was


kite

6. read

saw

Name _____


Words to Know

 Read the sentence. Then read both words. Circle the word that best completes the sentence.

Words to Know


~~after~~ ~~pictures~~ ~~read~~ ~~write~~ ~~was~~ ~~draw~~

1. Bess will go to bed
_____ this.



after was

2. My dad will _____ to
me if I go to bed.




read after

3. I like to _____ to
my friends.



pictures write

4. I like to make _____.



pictures draw

Name _____


Short e and Clusters with s

Dr. Seuss


Phonics: Review Short e
Clusters with s

Word Bank

leg
desk
web
bell


 Write the short e word that names each picture.

1.



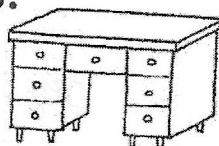
bell

2.



web

3.




desk

4.



leg

 Write a word from the box to complete each sentence.

Word Bank

sled
slid

5. I went to the hill with my sled.

6. I slid fast!


Name _____

Lesson 9
LEVELED PRACTICE SR9.3

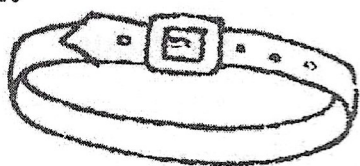
Short e and Clusters with s

Dr. Seuss

Phonics: Review Short e
Clusters with s

 Listen and read along. Circle and write the short e word that names each picture.

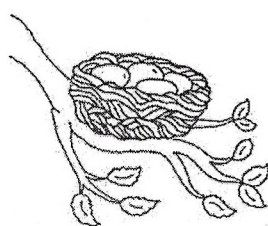
1.



best tent belt

belt


2.



nest net hen


nest

3.



tent ten web

Tent

 Draw lines to the letters that make the beginning sound.

4.



sl

5.



sw

6.



sk

Word Bank

sleep

skate


swing

Name _____


Short e and Clusters with s

Dr. Seuss

Phonics: Review Short e
Clusters with s

 Circle the short e word that names each picture.

1.



ten

tent

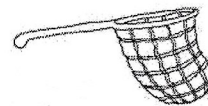
2.



stem


set

3.




net

nest

 Say the name of each picture. Look at the beginning sounds in the box. Write the beginning sounds for each picture.

st_ sp_ str_

4.



s t n

5.



s t

6.





s p

Name _____

Dr. Seuss
High-Frequency Words

Words to Know

 Look at the picture. Then use four words from the box to write sentences that tell about the picture.



Words to Know

after

~~draw~~

~~pictures~~

read

was

write

MY FRIENDS
DRAW PICTURES
AFTER WE DRAW
READ

Name _____

Short e and Clusters with s

Dr. Seuss

Phonics: Review Short e
Clusters with s



Write a short e word from the box to
complete each sentence.

Word Bank

tent nest yell

1. We found three eggs in the nest.

2. I had to yell for help.

3. We put up a tent outside.



Write a word from the box that
completes each sentence.

Word Bank

street scrub

4. A big truck comes to clean the street.

5. Its brushes scrub away all the dirt.

Name _____

Short e and Clusters with s

Dr. Seuss

Phonics: Review Short e
Clusters with s

Write a word from the box to complete
each sentence.

Word Bank

~~desk~~


yell

~~net~~

1. I use a net to
catch butterflies.

2. I spent many hours at my desk.

3. I heard my sister yell, "Time for dinner!"

 Write a word with the same beginning
sounds.

4. **spray**

sprout

5. **straw**

street

6. **swim**


swam

Name _____

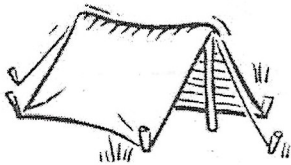
Short e and Clusters with s

Dr. Seuss

Phonics: Review Short *e*
Clusters with *s*


 Write the short *e* word that names each picture.

1.



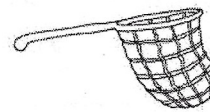
TENT

2.




stem

3.



net

 Write *sk*, *sp*, *st*, or *sw* to complete each sentence.

4. Jack s w am in the pond.


5. Todd s k ips on the path.

6. The dog has a s t ick.

7. Jim s p ills the milk on the floor.

Name _____

Words to Know

 Choose a word from the box to complete each sentence.

Words to Know

~~after~~ draw pictures read ~~was~~ write

1. was it too hot for you?

2. My mom will read a book to me.

3. We will play after we sing.

4. We made pictures of animals.